

# RENAISSANCE

## PATIO DOOR







## FEATURES & BENEFITS

DESIGNED FOR STRENGTH, ENERGY  
EFFICIENCY AND EASE OF USE

### GLASS PANELS

1. Sealed unit with Low-E PRIME glass with argon gas
2. Warm-edge spacer
3. Galvanized 16 gauge steel reinforcements
4. Exclusive featherlite tandem rollers

### FRAME

5. Solid all PVC rot-free sill
6. Interior PVC cladding
7. Structural 1  $\frac{3}{16}$ " thick finger-jointed pine jambs and header available in 140 mm (5  $\frac{1}{2}$ ") or 168 mm (6  $\frac{5}{8}$ ")
8. One-piece extruded jambs and top tracks with seamless PVC exterior cladding
9. Air-tight high-fin weatherstrip and top track cap
10. Nailing fin

### HARDWARE

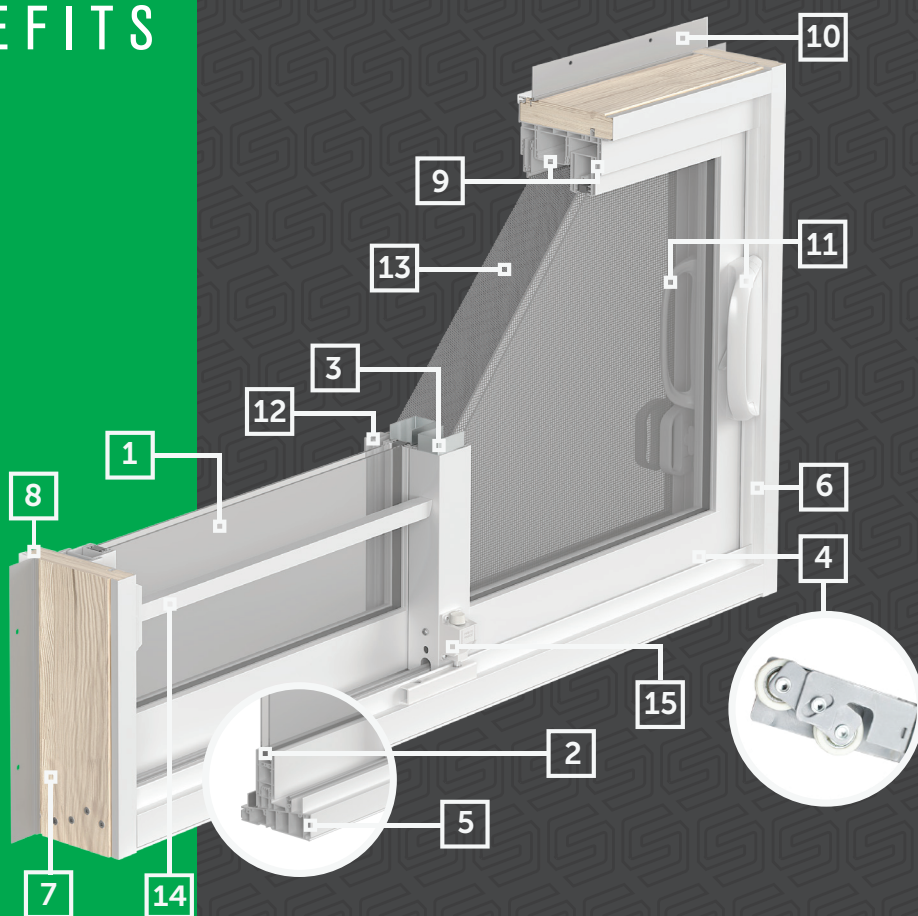
11. Ergonomic level 40 handles (interior & exterior)

### SCREEN


12. Smooth gliding reinforced aluminum extruded frame, easy to remove for cleaning or storage
13. Fiberglass mesh

### SECURITY OPTIONS (available in white or black)

14. Adjustable security bar
15. Footlock (2 positions)



### COLOUR OPTIONS



- Available in two standard extruded PVC colours: white #141 and cream white #136.
- Paint your door any colour you desire. Choose from one of our standard colours or a custom colour match.

# ENERGY EFFICIENCY

**ENERGY STAR CERTIFIED:**  
HEAT REFLECTIVE Low-E PRIME GLASS  
WITH ARGON GAS

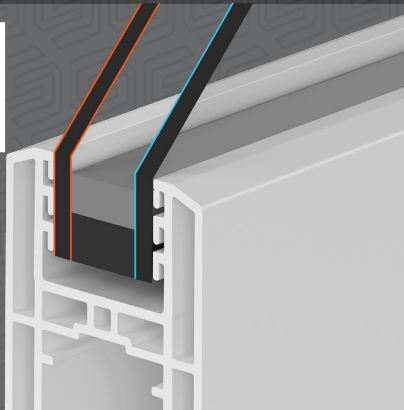
Reflects  
heated air in  
winter to keep  
you warmer



Reflects  
hot summer  
air to keep  
you cool



U-Value: 0.23  
R-Value: 4.35  
SHGC: 0.21



Exterior view

Please check if your door configuration is Energy Star certified at: [www.nfrc.org](http://www.nfrc.org)

## EXCLUSIVE LEVEL 40 HANDLE INCLUDED

One of the safest in North America!



## MORTISE HANDLE OPTIONS



Available with one-point or two-point locking mechanisms.

## GRILLS BETWEEN THE GLASS



Georgian  
 $\frac{5}{8}$ " or 1"



Rectangular  
 $\frac{5}{8}$ "




Slimline  
 $\frac{1}{4}$ "

Available in white  
or painted.

Available in white,  
pewter, or brass.

## SIMULATED DIVIDED LITES




SDL  $\frac{7}{8}$ "




SDL 2"  
Shown with spacer.

Available in white or painted.


## PATTERNS (custom configurations available)




STANDARD



BORDER



VALENCIA



2" SDL  
(custom)

## ADDITIONAL OPTIONS

- Keylock
- Bronze or grey tinted glass
- Interior frame extensions (max. 13  $\frac{3}{4}$ " )
- PVC brickmould
- PVC capped wood brickmould 1  $\frac{1}{2}$ " & 2"
- Anodized aluminum sill extension
- Extruded clear anodized aluminum sill cladding
- Sidelites, toplites, and shaped toplites





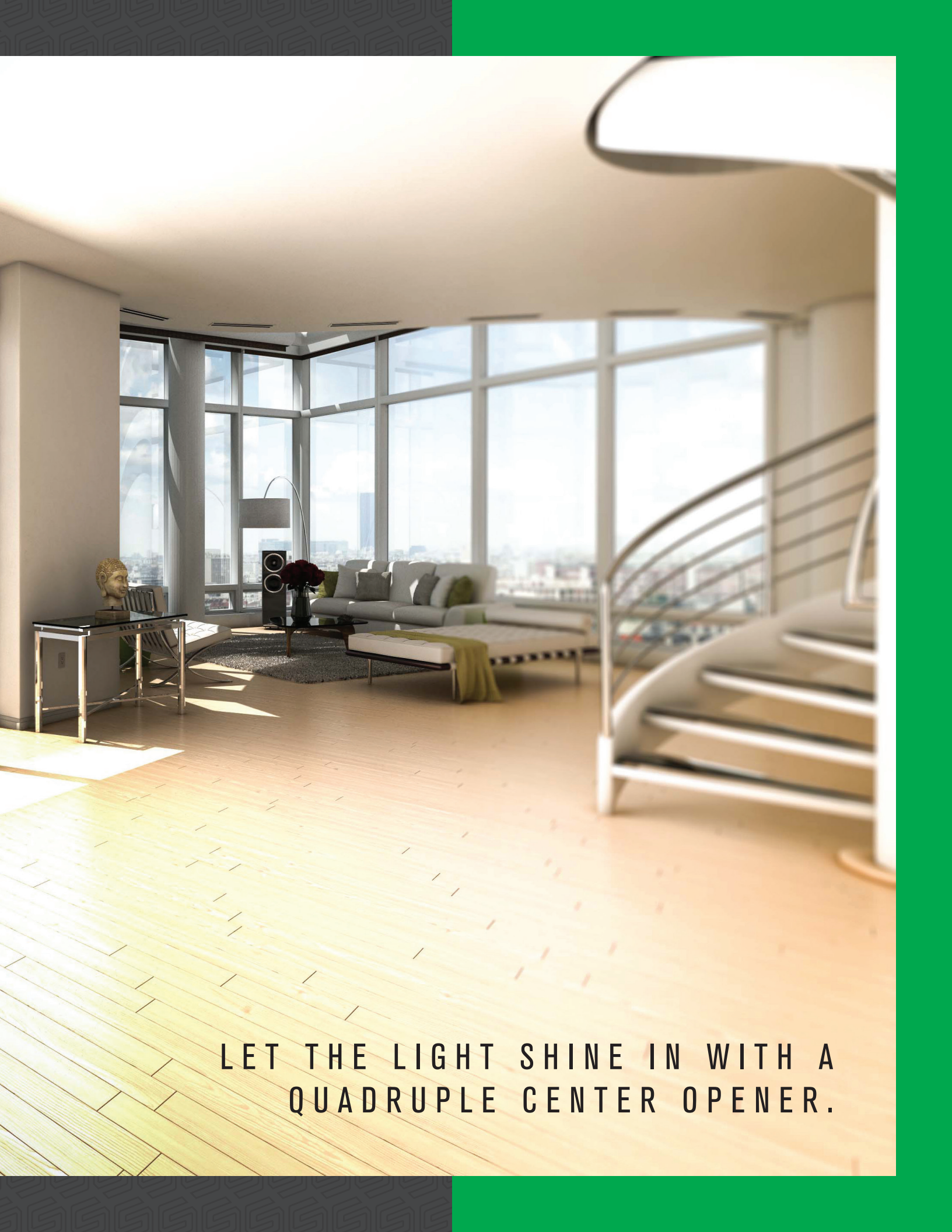














LET THE LIGHT SHINE IN WITH A  
QUADRUPLE CENTER OPENER.








# SIZES


Non standard sizes also available

## STANDARD WIDTHS

2 LITE - XO/OX		
 or 		
4'10"	1483 mm	58 <sup>3</sup> / <sub>8</sub> "
5'	1505 mm	59 <sup>1</sup> / <sub>4</sub> "
6'	1784 mm	70 <sup>1</sup> / <sub>4</sub> "
7'	2115 mm	83 <sup>1</sup> / <sub>4</sub> "
8'	2391 mm	94 <sup>1</sup> / <sub>8</sub> "

3 LITE - XOO/XOX/OOX		
 or  or 		
8'	2224 mm	87 <sup>9</sup> / <sub>16</sub> "
9'	2643 mm	104 <sup>1</sup> / <sub>16</sub> "
10'	3138 mm	123 <sup>9</sup> / <sub>16</sub> "
12'	3553 mm	139 <sup>7</sup> / <sub>8</sub> "

3 LITE - OXO-L/OXO-R		
 or 		
8'	2259 mm	88 <sup>15</sup> / <sub>16</sub> "
9'	2678 mm	105 <sup>7</sup> / <sub>16</sub> "
10'	3173 mm	124 <sup>15</sup> / <sub>16</sub> "
12'	3588 mm	141 <sup>1</sup> / <sub>4</sub> "

4 LITE - OXXO		
		
10'	2948 mm	116 <sup>1</sup> / <sub>16</sub> "
12'	3507 mm	138 <sup>1</sup> / <sub>16</sub> "

STANDARD HEIGHTS		
6'	1821 mm	71 <sup>11</sup> / <sub>16</sub> "*
6' 8"	2019 mm	79 <sup>1</sup> / <sub>2</sub> "
6' 10"	2057 mm	81"
8'	2430 mm	95 <sup>11</sup> / <sub>16</sub> "
*Only 5', 6' and 9' doors are offered at 1821 mm (71 <sup>11</sup> / <sub>16</sub> ") in height.		

The manufacturer reserves the right to change or modify products without prior notice.



## GUARANTEES

- ✓ 20 years against insulated glass seal failure
- ✓ 20 years on PVC
- ✓ 10 years on parts
- ✓ 10 years against spontaneous glass breakage (interior glass only)

Please note that our guarantees are transferable.



[info@standarddoors.com](mailto:info@standarddoors.com)  
[usa.standarddoors.com/Renaissance](http://usa.standarddoors.com/Renaissance)



YOUR STANDARD OF QUALITY  
**STANDARD**  
DOORS