

ODYSSEY

PATIO DOOR



YOUR STANDARD OF QUALITY
STANDARD
DOORS

50
YEARS



FEATURES & BENEFITS

DESIGNED FOR STRENGTH, ENERGY EFFICIENCY AND EASE OF USE

GLASS PANELS

- 1. Sealed unit w/ Low-E PRIME glass w/ argon gas
- 2. Warm-edge spacer
- 3. Galvanized 16 gauge steel reinforcements
- 4. Exclusive featherlite tandem rollers

FRAME

- 5. Solid all PVC rot-free sill
- 6. Interior PVC cladding
- 7. Structural 1 3/16" thick finger-jointed pine jambs and header available in 140 mm (5 1/2") or 168 mm (6 5/8")
- 8. One-piece extruded jambs and top tracks with seamless PVC exterior cladding
- 9. Air-tight high-fin weatherstripping
- 10. Nailing fin

HARDWARE

- 11. Mortise 1-point handle with "D" backplate

SCREEN

- 12. Smooth gliding reinforced aluminum extruded frame, easy to remove for cleaning or storage
- 13. Fiberglass mesh

SECURITY OPTIONS (available in white or black)

- 14. Adjustable security bar
- 15. Footlock (2 positions)




ENERGY EFFICIENCY

ENERGY STAR CERTIFIED:
HEAT REFLECTIVE Low-E PRIME GLASS
WITH ARGON GAS

Reflects
heated air in
winter to keep
you warmer

Reflects
hot summer
air to keep
you cool



Please check if your door configuration is Energy Star certified at: www.nfrc.org

MORTISE HANDLE OPTIONS



Available with one-point or two-point locking mechanisms.

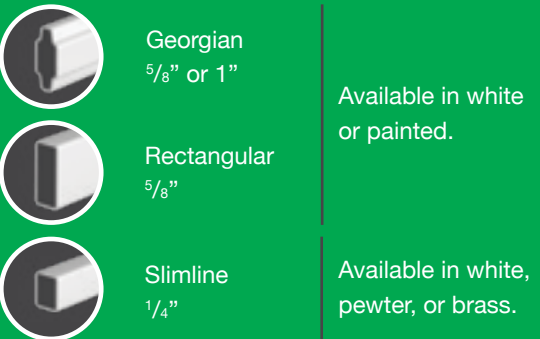
COLOUR OPTIONS



- Available in two standard extruded PVC colours: white #141 and cream white #136.
- Paint your door any colour you desire. Choose from one of our standard colours or a custom colour match.

OPTIONS


GRILLS BETWEEN THE GLASS



SIMULATED DIVIDED LITES



PATTERNS (custom configurations available)



ADDITIONAL OPTIONS



- Keylock
- Bronze or grey tinted glass
- Interior frame extensions (max. 13 3/4")
- PVC brickmould
- PVC capped wood brickmould 1 1/2" & 2"
- Anodized aluminum sill extension
- Extruded clear anodized aluminum sill cladding
- 2 point mortise handle
- Sidelites, toplites, and shaped toplites

SIZES




Non standard sizes also available

STANDARD WIDTHS



2 LITE - XO/OX

		or	
4'10"	1483 mm		58 ³ / ₈ "
5'	1505 mm		59 ¹ / ₄ "
6'	1784 mm		70 ¹ / ₄ "
7'	2115 mm		83 ¹ / ₄ "
8'	2391 mm		94 ¹ / ₈ "


3 LITE - XOO/XOX/OOX

		or		or	
8'	2224 mm				87 ⁹ / ₁₆ "
9'	2643 mm				104 ¹ / ₁₆ "
10'	3138 mm				123 ⁹ / ₁₆ "
12'	3553 mm				139 ⁷ / ₈ "

3 LITE - OXO-L/OXO-R

		or	
8'	2259 mm		88 ¹⁵ / ₁₆ "
9'	2678 mm		105 ⁷ / ₁₆ "
10'	3173 mm		124 ¹⁵ / ₁₆ "
12'	3588 mm		141 ¹ / ₄ "

4 LITE - OXXO

	
10'	2948 mm
12'	3507 mm

STANDARD HEIGHTS

6'	1821 mm	71 ¹¹ / ₁₆ "*
6' 8"	2019 mm	79 ¹ / ₂ "
6' 10"	2057 mm	81"
8'	2430 mm	95 ¹¹ / ₁₆ "

*Only 5', 6' and 9' doors are offered at 1821 mm (71 ¹¹/₁₆" in height.

The manufacturer reserves the right to change or modify products without prior notice.



GUARANTEES

- ✓ 20 years on insulated glass seal failure
- ✓ 10 years against spontaneous glass breakage (Inside glass only)
- ✓ 10 years on PVC
- ✓ 1 year on parts

Please note that our guarantees are transferable.



info@standarddoors.com
usa.standarddoors.com/Odyssey



YOUR STANDARD OF QUALITY
STANDARD
DOORS

Printed in Canada 10/2024